

USD

Currency

-3 507 788.43%

Gain

44.59%

Trading Activity

100.00 (1)

Deposits

2 812.00 (2)

Withdrawals

0.00

Dividends

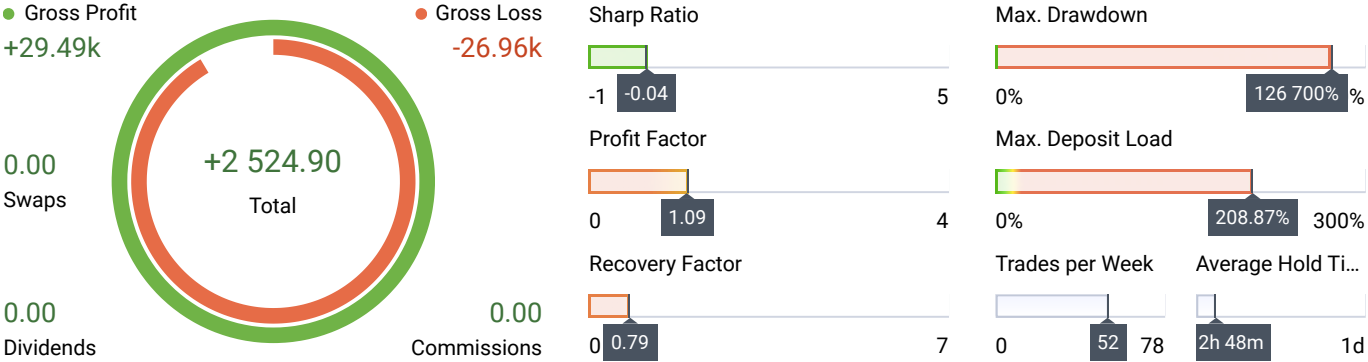
0.00

Corrections

0.00

Credit

1. Summary



USD	-3 507 788.43%	44.59%	100.00 (1)	2 812.00 (2)	0.00	0.00
Currency	Gain	Trading Activity	Deposits	Withdrawals	Dividends	Corrections
0.00						
Credit						

2. Profit & Loss

29 489.18

0.00

0.00

-26 964.28

0.00

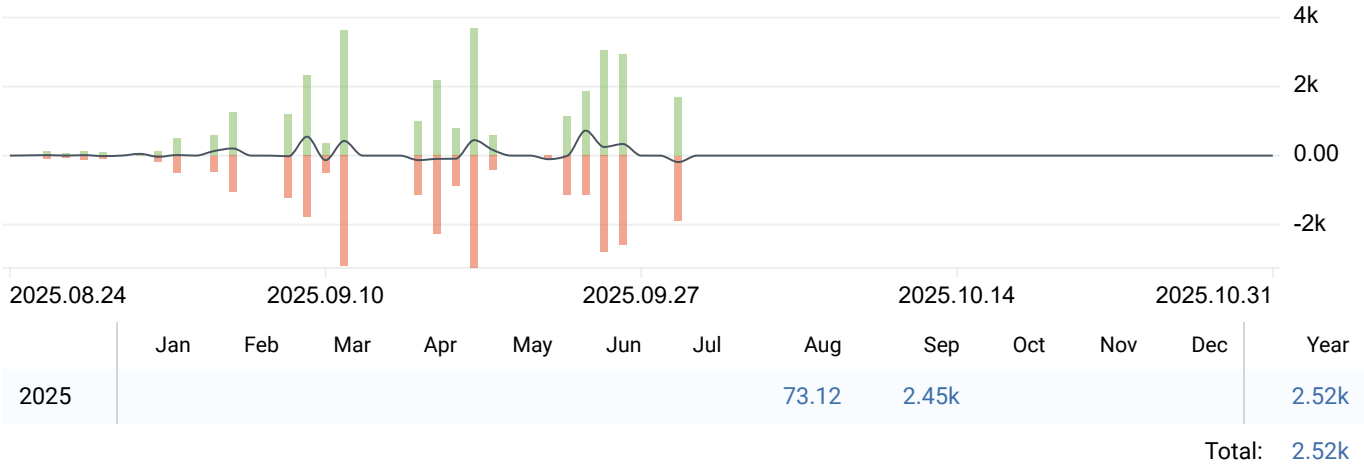
Profit

Dividends

Swaps

Loss

Commissions



29 489.18

0.00

0.00

-26 964.28

0.00

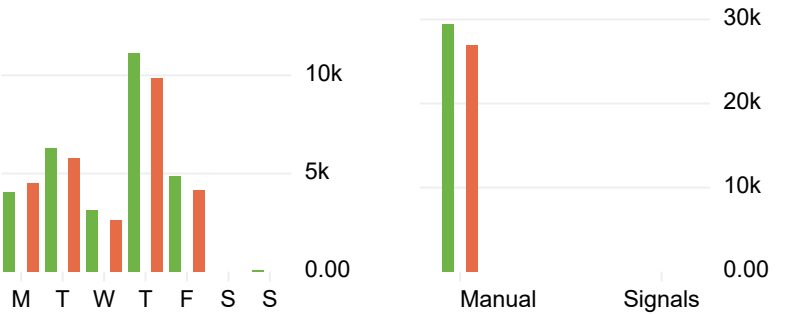
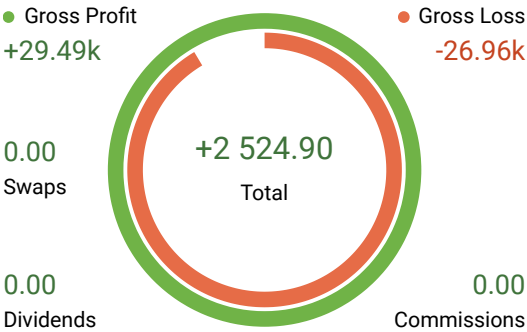
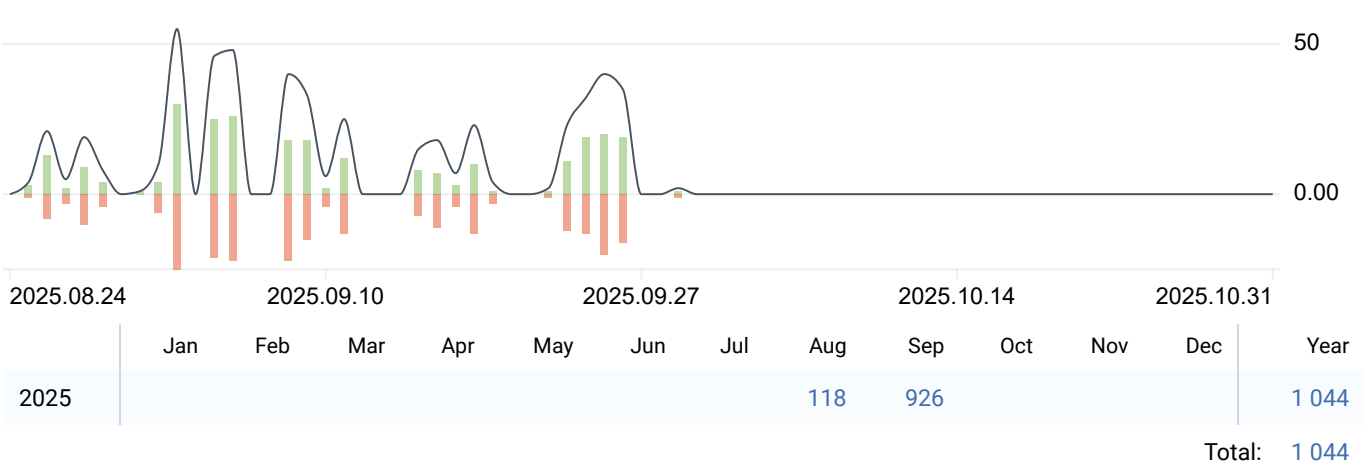
Profit

Dividends

Swaps

Loss

Commissions



USD	-3 507 788.43%	44.59%	100.00 (1)	2 812.00 (2)	0.00	0.00
Currency	Gain	Trading Activity	Deposits	Withdrawals	Dividends	Corrections
0.00						
Credit						

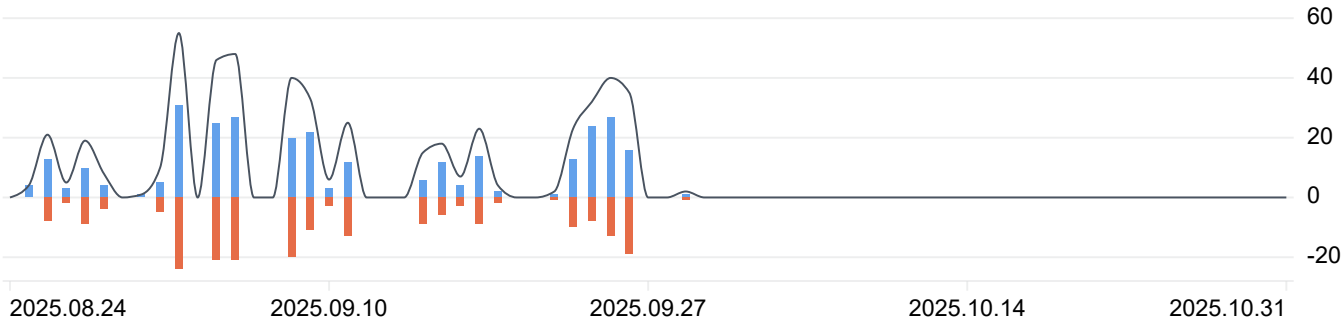
3. Long & Short

300 (57.47%)

222 (42.53%)

Long

Short

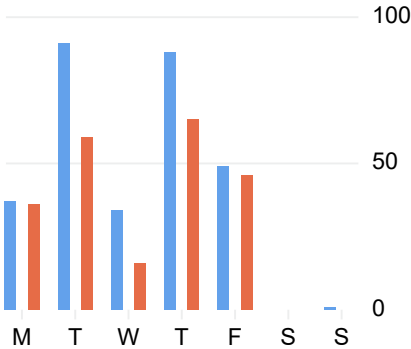
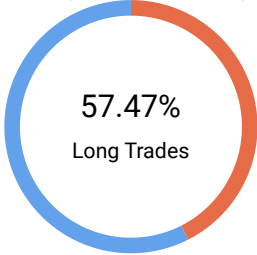


Long

Short

300 (57.47%)

222 (42.53%)



Trading Robots

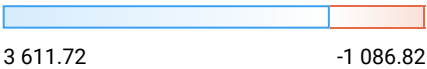
Trading Signals

0


0



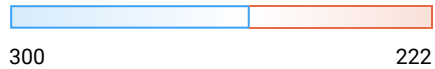
Netto P/L: 2 524.90



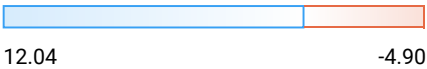
Commissions: 0.00




Trades: 522



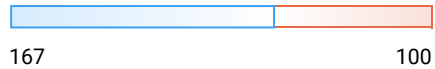
Average P/L: 3.57




Average Profit: 56.77



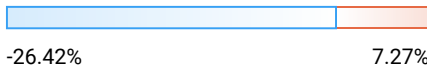
Win Trades: 267




Average P/L: -2 835.57%



Average Profit: -9.58%



Win Trades: 51.15%

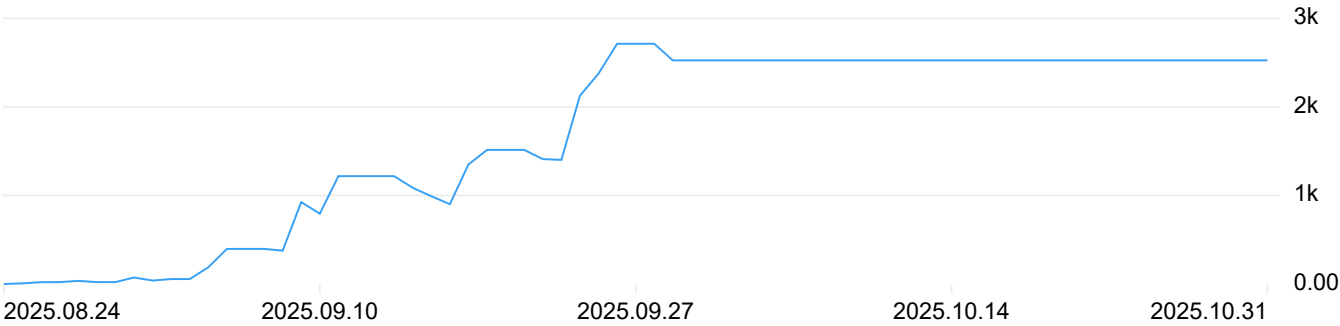


USD	-3 507 788.43%	44.59%	100.00 (1)	2 812.00 (2)	0.00	0.00
Currency	Gain	Trading Activity	Deposits	Withdrawals	Dividends	Corrections
0.00						
Credit						

4. Symbols

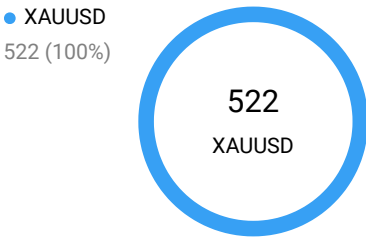
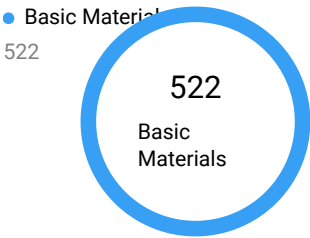
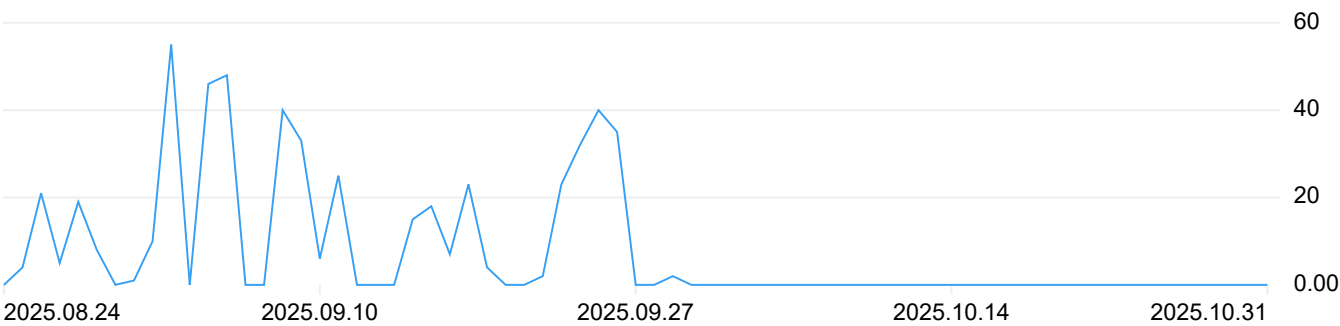
2 524.90

XAUUSD

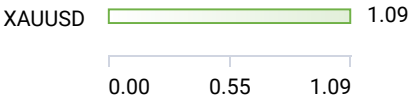


522


XAUUSD




Profit Factor by Symbols



Netto Profit by Symbols



Fees by Symbols



USD	-3 507 788.43%	44.59%	100.00 (1)	2 812.00 (2)	0.00	0.00
Currency	Gain	Trading Activity	Deposits	Withdrawals	Dividends	Corrections
0.00						
Credit						

5. Risks

